



Custom Order Form Instructions

Please complete the order form as well as possible. If you need assistance at any time please call 1-888-286-3115.

Base Type: specify the main base material to be used. If your custom system is based on a pre-made system, such as the Superlight 1, you can put that model name here instead. You can also specify different material types for different areas. Use the diagram as a guide for the area locations.

Hair Style: Specific hair styles will be tied into the hair system if requested. This means that a hair system will have a tendency to and be easier to style in that particular way. A pompadour style is the most flexible. The hair is styled with a vague center crown and then combed back and set into an all back style. This gives the hair lift at the hairline and duplicates most people's natural hair growth in the front areas. Part and crown styles tend to lay flatter.

Hair Type: All gray hair is synthetic in order to prevent it from being colored in the case of the other hair requiring color correction. Specify the percentage of human and synthetic for the hair with color. Gray percentages will be specified below. If you prefer to have Yak or Human grey (extra charge) please note this special instructions.

Hair Density: Use the diagram for reference to the areas. Please note that densities are not universal. Consult our density chart for guidance.

Hair Length: Specify the hair length in inches. Normally, you specify 1 to 2 inches more than you require where your hair is longest. This is for cutting and styling purposes.

Hair Wave: Specify the hair wave in MM. If you know the rod color of your wave, you can write that in here instead. If you do not know either, attach a good hair sample that shows the extent of the wave you require. You can also draw an arch in the special instructions area representing the amount of curl you would like.

Scalloped Front Pattern: If you are ordering a system with a scallop, you can specify the general shape of it here, or accept the default shape, if any, for that system. If a model is chosen that normally has a scalloped front, the system will have the scalloped front unless otherwise requested.

Hair Color: Consult our color charts if needed.. Write a color number in each of the appropriate areas. If you are using more than one hair sample for the different areas of your scalp, mark them A, B, C etc. and write the appropriate letter in the areas provided. If your samples have the correct amount of gray in them, you do not need to specify a gray percentage; we will use the percentage in the sample. If you require more gray than is in the sample or the color number, write + and the amount of extra gray as a percentage in the appropriate area. For highlighting, write a percentage in the appropriate area. Hilites are blended percentages and not streaks. For streaking, describe your requirements under "special instructions".

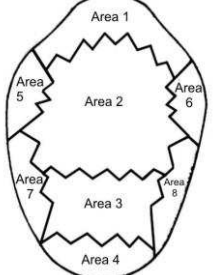
Underhair: Underhair is not available on lace or thin skin or graft systems. It is used to hide the edges of thicker hair systems and comes standard on monofilament and integration hair systems only.




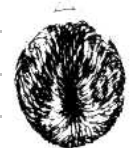






Poly Thickness: Only specify a thickness if you require more or less than standard for the system you are ordering. Thin is standard on all lace, skin, and graft type systems. Medium and thick are required on monofilament systems with underknotting.

DHR Custom Order Form





Your Name: _____	DATE: _____
Your Address: _____	
Your State or Province: _____	FAX TO: 416-512-6404
Your Email: _____	EMAIL TO: _____
	orders@discounthairsystems.com

Order Information

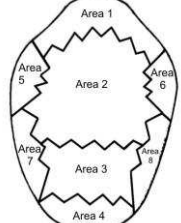
Base Type: Specify the model name or base material:	
Specify any additional materials for the areas below.	
Area 1:	
Area 2:	
Area 3:	
Area 4:	

Hair Style: Choose a style. If you want a free style with versatility, choose Pompadour.				
<input type="checkbox"/>  Centre Part	<input type="checkbox"/>  Right Part	<input type="checkbox"/>  Left Part	<input type="checkbox"/>  Centre Indefinite Part	<input type="checkbox"/>  Right Indefinite Part
<input type="checkbox"/>  Left Indefinite Part	<input type="checkbox"/>  Centre Crown	<input type="checkbox"/>  Right Crown	<input type="checkbox"/>  Left Crown	<input type="checkbox"/>  Pompadour

Hair Type (grey is synthetic):	Hair Density: Use the diagram at the bottom for reference
Human: _____ %	Area 1: _____ Area 5: _____
Synthetic: _____ %	Area 2: _____ Area 6: _____
	Area 3: _____ Area 7: _____
	Area 4: _____ Area 8: _____

Hair Length: _____ Inches		Scalloped Front Pattern:	1		2		3		4	
Hair Wave: _____ MM										

Hair Colour	Area 1	Area 2	Area 3	Area 4	Area 5	Area 6	Area 7	Area 8
Hair Sample or #								
Total/Extra Grey %								
Hi Lite %								

Underhair: Yes <input type="checkbox"/>	Special Instructions:	
(NA on lace fronts) No <input type="checkbox"/>		
Front Only <input type="checkbox"/>		
All Around <input type="checkbox"/>		
Poly Thickness: Thin <input type="checkbox"/>		
Medium <input type="checkbox"/>		